

Foundation Programme  
in Literacy, Numeracy and Skills  
(FPLNS)

现代汉语

# MODERN CHINESE

GRADE 7

Educator's Guidelines

Theme 7: Ethics and Values  
**Basic Ethics**

---

MAHATMA GANDHI INSTITUTE  
under the aegis of  
MINISTRY OF EDUCATION AND HUMAN RESOURCE  
Republic of Mauritius

2026





# Table of content

<b>Guide to Educators</b> .....	<b>iii</b>
<b>Activity 1: Listen and repeat.</b> .....	<b>1</b>
<b>Activity 2: Listen and read the words..</b> .....	<b>2</b>
<b>Activity 3: Read the sentences..</b> .....	<b>3</b>
<b>Activity 4: Choose the correct words and fill in the blanks..</b> .....	<b>4</b>
<b>Activity 5: Matching..</b> .....	<b>5</b>
<b>Activity 6: Trace the words.</b> .....	<b>6</b>
<b>Activity 7: Encircle the correct icon.</b> .....	<b>7</b>
<b>Activity 8: Choose the correct answer..</b> .....	<b>8</b>
<b>Activity 9: Categorise the behaviours..</b> .....	<b>11</b>
<b>Activity 10: Cut and paste.</b> .....	<b>13</b>

# Guide to Educators

## Learning Outcomes

- Recognise words related to basic ethics.
- Read and comprehend simple sentences related to good habits.
- Recognise ethical behaviour in real-life and illustrated scenarios.
- Apply basic ethics in written and spoken forms.

## Activities

- Listen and repeat.
- Listen and read the words.
- Read the sentences.
- Choose the correct words and fill in the blanks.
- Matching.
- Trace the words.
- Encircle the correct icon.
- Choose the correct answer.
- Categorise the behaviours.
- Cut and paste.

## Other Proposed Activities

- Value Circle: Each student says one value word and shares a small example.
- Dramatise a morning routine/role play.
- Class Mural: The students draw and colour examples of values to create a Values Wall.

## Additional Resources

- Flashcards with images.
- Worksheets (matching, labelling, jumbled words).
- Song audio.

## Portfolio Assessment

- Skills-based assessments.

## Activity 1: Listen and repeat.

### Listening and Reading Activities:

- The Educator reads the lyrics aloud.
- The students listen and repeat.

说话有礼貌，	Shuōhuà yǒu lǐmào,
见人说“你好”。	jiàn rén shuō “nǐhǎo” .
不抢也不吵，	Bù qiǎng yě bù chǎo,
大家都欢喜。	dàjiā dōu huānxǐ.
东西不乱拿，	Dōngxi bù luàn ná,
骗人不可以。	piàn rén bù kěyǐ.
帮人做点事，	Bāng rén zuò diǎn shì,
快乐在心里。	kuàilè zài xīnlǐ.
天天做好事，	Tiāntiān zuò hǎo shì,
人人来夸你，	rén rén lái kuā nǐ,
做个好孩子，	zuò gè hǎo háizi,
世界更美丽。	shìjiè gèng měilì.

**Other similar resources are available through the following links:**

[https://www.youtube.com/watch?v=rhXStk7cspk&list=RDrhXStk7cspk&start\\_radio=1](https://www.youtube.com/watch?v=rhXStk7cspk&list=RDrhXStk7cspk&start_radio=1)

[https://www.youtube.com/watch?v=hKq8X36Q34s&list=RDhKq8X36Q34s&start\\_radio=1](https://www.youtube.com/watch?v=hKq8X36Q34s&list=RDhKq8X36Q34s&start_radio=1)

## Activity 2: Listen and read the words.

### Listening, Reading and Writing Activities:

The Educator:

- introduces and explains the meaning of the words.
- reads the words and the students repeat each word aloud.

The students identify, write and read again the words.

1. 你好! Nǐhǎo! \_\_\_\_\_
2. 微笑 wēixiào \_\_\_\_\_
3. 听话 tīnghuà \_\_\_\_\_
4. 谢谢 xièxie \_\_\_\_\_
5. 尊敬 zūnjìng \_\_\_\_\_
6. 原谅 yuánliàng \_\_\_\_\_
7. 道歉 dàoqiàn \_\_\_\_\_
8. 帮助 bāngzhù \_\_\_\_\_
9. 分享 fēnxiǎng \_\_\_\_\_
10. 聆听 língtīng \_\_\_\_\_

### Activity 3: Read the sentences.

#### Listening and Reading Activities:

- The Educator reads and explains the sentences.
- The students listen attentively and repeat them.

1. 早上我很早起床。
2. 我整理我的床。
3. 我对家人说：“早上好！”
4. 我刷牙。
5. 我洗澡。
6. 我穿干净的校服。
7. 我吃早餐。
8. 我准时到学校。
9. 在学校我对老师和同学们说：“早上好！”

Activity 4: Choose the correct words and fill in the blanks.

Reading and Writing Activities:

- The students read the sentences with understanding and choose the correct words to fill in the blanks.
- The Educator guides the students to read the complete sentences aloud.

洗澡 老师 很早 早上好

吃 刷 整理 校服 学校

1. 早上我\_\_\_\_\_起床。
2. 我\_\_\_\_\_我的床。
3. 我对家人说：“\_\_\_\_\_！”
4. 我\_\_\_\_\_牙。
5. 我\_\_\_\_\_。
6. 我穿干净的\_\_\_\_\_。
7. 我\_\_\_\_\_早餐。
8. 我准时到\_\_\_\_\_。
9. 在学校我对\_\_\_\_\_和同学们说：“早上好！”

## Activity 5: Matching.


### Listening and Reading Activities:

- The Educator reads and explains the different words.
- The students read the words aloud and match them to the corresponding pictures.

善良            shànliáng



尊重            zūnzhòng



帮助            bāngzhù



分享            fēnxiǎng



责任            zérèn





**Activity 6: Trace the words.**

**Writing and Reading Activities:**

- The Educator explains each word.
- The students trace the words and read them aloud.

gōngpíng

公平

gōngpíng

公平

gōngpíng

公平

shànliáng

善良

shànliáng

善良

shànliáng

善良

chéngshí

诚实

chéngshí

诚实

chéngshí

诚实

fēnxiǎng

分享

fēnxiǎng

分享

fēnxiǎng

分享

yǒuyì

友谊

yǒuyì

友谊

yǒuyì

友谊

## Activity 7: Encircle the correct icon.

### Listening and Reading Activities:

- The Educator reads the sentences and asks the students to encircle the correct icon.

我吃饭前会洗手。



or



Wǒ chīfàn qián huì xǐshǒu.

我没问就拿走了朋友的笔。



or



Wǒ méi wèn jiù ná zǒule péngyou de bǐ.

我离开房间时会关灯。



or



Wǒ líkāi fángjiān shí huì guāndēng.

我咳嗽时没捂嘴。



or



Wǒ késou shí méi wǔ zuǐ.

我把垃圾扔进垃圾箱。



or



Wǒ bǎ lājī rēng jìn lājī xiāng.

## Activity 8: Choose the correct answer.

### Listening and Reading Activities:

- The Educator reads the sentences and the options.
- The students listen carefully and encircle the correct answer.

### 1. 朋友的书掉地上了。你会做什么？

Péngyou de shū diào dì shàng le.

Nǐ huì zuò shénme?

- A. 我会笑话他。 Wǒ huì xiàohuà tā.
- B. 我会帮他捡起来。 Wǒ huì bāng tā jiǎn qǐ lái.
- C. 我会跑掉。 Wǒ huì pǎo diào.

### 2. 你看到同学一个人吃午饭，你会怎么做？

Nǐ kàndào tóngxué yī gè rén chī wǔfàn,  
nǐ huì zěnmě zuò?

- A. 不理她。 Bù lǐ tā.
- B. 笑话她。 Xiàohuà tā.
- C. 走过去跟她一起吃饭。 Zǒu guòqù gēn tā  
yīqǐ chīfàn.

3. 弟弟想玩你的玩具。你会怎么做？

Dìdi xiǎng wán nǐ de wánjù.

Nǐ huì zěnmē zuò?

A. 我会大喊大叫。

Wǒ huì dà hǎn dà jiào.

B. 我会跟弟弟一起玩。

Wǒ huì gēn dìdi yīqǐ wán.

C. 我会把玩具藏起来。

Wǒ huì bǎ wánjù cáng qǐlái.

4. 你的同学忘了带午饭。你会怎么做？

Nǐ de tóngxué wàng le dài wǔfàn.

Nǐ huì zěnmē zuò?

A. 我会跟他分享我的午饭。

Wǒ huì gēn tā fēnxiǎng wǒ de wǔfàn.

B. 我会取笑他。

Wǒ huì qǔxiào tā.

C. 我会吃自己的饭。

Wǒ huì chī zìjǐ de fàn.

5. 你看到有人把垃圾扔在地上。你会怎么做？

Nǐ kàn dào yǒu rén bǎ lājī rēng zài dìshàng. Nǐ huì zěnmě zuò?

A. 什么也不说。

Shénme yě bù shuō.

B. 告诉他把垃圾捡起来。

Gàosu tā bǎ lājī jiǎn qǐlái.

C. 默默走开。

Mòmò zǒu kāi.

## Activity 9: Categorise the behaviours.

### Reading and Writing Activities:

The Educator reads aloud the list of words.

The students sort the words in two columns: Good Behaviour  and Bad Behaviour .

bāngzhù

帮助

sāhuǎng

撒谎

dàhǎn dàjiào

大喊大叫

chéngshí

诚实

qīpiàn

欺骗

zūnzhòng

尊重

fēnxiǎng

分享

tōuqiè

偷窃

guānxīn

关心

xìnòng

戏弄

qīlíng

欺凌

lǐmào

礼貌

dǎjià

打架

gǎnxiè

感谢

dàofair

公平

rǔmà

辱骂

 **Good Behaviour**

好的行为

 **Bad Behaviour**

坏的行为




## Activity 10: Cut and paste.

### Reading and Speaking Activities:

The Educator reads and explains the words from the following page.

The students:

- read, cut and paste the words beside the appropriate pictures.
- describe the picture orally with the help of the Educator.





zhòngshù

种树



héilǐ yòngshuǐ

合理用水



jiǎn lājī

捡垃圾



jiéyuē yòngdiàn

节约用电



bùyào dàshēng

bōfàng yīnyuè

不要大声播放音乐

